


# Bottom Bracket Shells


All Shells are for BSA thread unless otherwise indicated.



**445.30.** 28.6x28.6x22.2mm.  
Cast Bottom Bracket Shell. 59x64°.

**Nash.** 28.6x28.6x22.2mm. 60.30x62.30°  
Flat top to sides for engraving.

**Shaula.** 28.6x28.6x22.2mm Cast Shell. With  
Tunnels. Italian Threads only. 60.5x62.5°.



**SPOILER.** 28.6x28.6x22.2mm. Cast Shell. Tunnels built  
into spoiler in base of shell. BSA or Italian.

**COLUMBUS**

saba

saba

saba

SILVA



**MAX** Cast Bottom Bracket Shell.  
To fit Columbus MAX Oval tubing.  
60.30x62.30°.



**831** Cast Bottom Bracket Shell.  
30/17mm Oval Chain stay ports only



**Heat Treated Cromoly**  
**631** Bottom Bracket Sleeve.  
38.5mm OD



**Mild Steel.**  
73mm. width. 41.2mm. OD.



**Cromoly**  
**597** No Holes. 39mm OD  
**619** With Holes. 39mm OD  
**596** Plain. Italian 39mm OD  
**594** Plain 40mm OD


SILVA

saba



**528** - 28.6x28.6x22.2mm  
60.5x62.5°

**562** - 28.6x28.6x22.2mm.  
Road Angles. Italian Thread



**PRESSED SHELLS**

**SUPER** - 28.6x28.6x22.2mm. 61/63°  
**731** - 31.7x28.6x22.2mm. 61/63°

**EL/OSP** - 31.7x28.6x30/17mm  
60/64°

**THRON** - 31.7x28.6x29.5/18mm  
60/64°

**HADEN**

**HADEN**


**HADEN**

**HADEN**

SILVA



Alloy CAM 54mm OD  
Alloy CAM 57mm OD (Everest)  
also available




55.1mm OD - 51.5mm ID

Mild Steel BMX Sleeve.



Tandem Front Sleeve  
Suitable for Haden CAM  
Sleeve Partially Split



**ATB Shell.** Pressed.  
67/65.30x10°.  
31.7x28.6x22.2mm.



**560** - 28.6x28.6x22.2mm. Quality  
Pressed Racing Shell. Italian Threads.  
**573** - 31.7x28.6x22.2mm.  
Pressed ATB shell. Italian.